



MODERN BAND
ROCK
FEST
2016

Generously supported by



Rockin' pBone with Little Kids Rock

PRESENTED BY: Melisa Rutkelis



We Will Rock You Lyrics

Buddy you're a boy make a big noise
Playing in the street gonna be a big man some day
You got mud on your face
You big disgrace
Kickin' your can all over the place
Singin'
We will we will rock you
We will we will rock you
Buddy you're a young man hard man
Shouting in the street gonna take on the world some day
You got blood on your face
You big disgrace
Wavin' your Banner all over the place
We will we will rock you
Singin'
We will we will rock you

Buddy you're an old man poor man
Pleading with your eyes gonna make you some peace
some day
You got mud on your face
Big disgrace
Somebody better put you back into your place
We will we will rock you
We will we will rock you
singing
We will we will rock you
We will we will rock you
everybody
We will we will rock you
We will we will rock you



pBone Parts for We Will Rock You

Part One : 1↓ 1↓ 1

Part Two: 3 4 6 ↓ 1↓ 6 ↓ 6 ↓





Introductions:

- **Mark Twain Elementary**

One of six pilot schools

- **Why pBone?**

pBone is an easy instrument to bring “traditional band instruments” into your rock band for ANY song!

- **Traditional training in instruments**

pBone can be taught either as a traditional concert band instrument or taught according to the modern band way!

- **Ready Set ----Lets Play!!!**



Traditional/Modern Band

Please feel free to tweet any
photo/video/memorable moments
to @ ChiTwainMusic

[https://twitter.com/ChiTwainMusic/
media](https://twitter.com/ChiTwainMusic/media)



pBone Parts/Traditional Methods

Functions in modern band

- Double the Bass Part
- Create Melodic Original Parts





Assembly and Maintenance

Parts of the pBone

Slide/Slide Lock

Body

Left Hand

Hand shaped in L

Body hole facing down


Right Hand

Hand in Mamma mia

Slide hole facing up

Cleaning and Maintenance Tips and Tricks

- Cleaning
 - Mouthpiece cleaner
 - Spray (mi-T mist)
 - Dishwasher
 - Trombone Slide cleaner
 - Warm water rinsing!!!!!! THIS IS IMPORTANT
 - Trombone slide snake
 - Take them in the bath
 - Multiple User techniques to have efficient/clean playing
 - Storing the mouthpieces
 - Storing the instruments





pBone Embouchure/Notation Suggestions

Cause you know it's all about that BUZZZZZZZZZZ

- **Creating your embouchure**
 - **Flat chin**
 - **Corners tucked**
 - **Air and BUZZ**
 - **Warmup mouthpiece suggestions**
 - **Buzzing sirens**
 - **Long tones**
 - **Rhythms**
- **pBone (trombone) is in Bass Clef generally**

Changing notation to numbers or using treble clef instead (see handout)



How to Read the pBone Notation Charts



Means your embouchure is more loose than standard buzz

1

Means your embouchure is in its most natural position



Means your embouchure is tighter than the standard buzz



Notation Chart Part 1

1 ↓

Bb

2 ↓

A

3 ↓

Ab

4 ↓

G

1

F

2

E

3

Eb

4

D

1 ↑

Bb

2 ↑

A

3 ↑

Ab

4 ↑

G



Notation Chart Part 2

5 ↓

F#

6 ↓

C

7 ↓

B

5

C#

6

F (Alternate)

7

E (Alternate)

5 ↑

F#

6 ↑

A (Alternate)

7 ↑

Ab

Enharmonics: F#/Gb G#/Ab A#/Bb B/Cb C#/Db D#/Eb E/Fb

Notes that sound the same, but are spelled different.

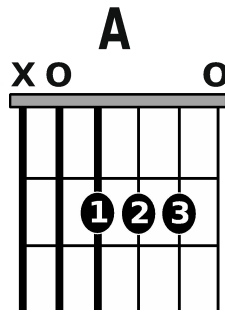


How to teach pBone parts

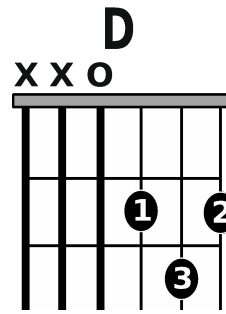
- a. Begin to play a part to a song
 - i. Singing parts
 - ii. Air trombone slide parts
 - iii. Buzz and air trombone parts
 - iv. Play

LET'S DO IT WITH BIDI BIDI BOM BOM!

Bidi Bidi Bom Bom



2 ↓



Echo Vocalist

Y se emociona
ya no razona

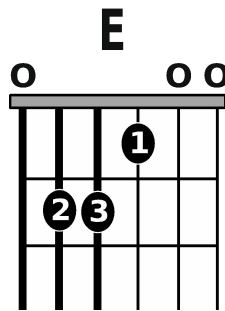
2 2 5 ↑ 2

Bidi bidi bom bom

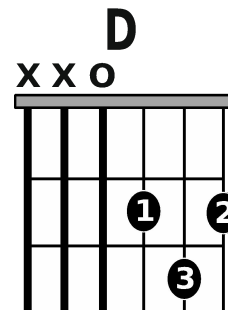
2 2 2 2 5 ↑ 2

Bidi bidi bidi bidi bidi bom bom

2 2 2 2 2 2 2 2 2 2 5 ↑ 2



2



4





Articulation/Improvisation Tips

- Taaaaaa for articulation of multiple notes, or to start the sound.
- Consistent air with buzz/gliss
- Part writing!

Major Scales (5 note patterns)



1 d o 2 re 3 mi 4 fa 5 sol

Pentatonic




1 2 3 5 6 1

Blues



Pattern 1 Intro/Verse/Chorus

First note should be played if only one player,
other notes can be added with multiple players

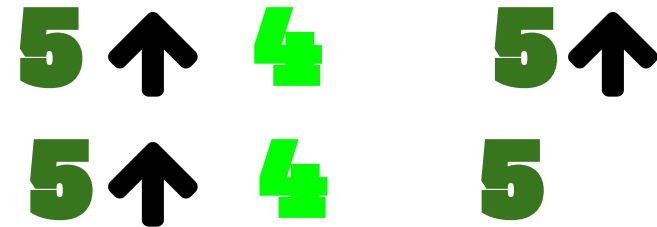


Add these notes below with multiple players



Pattern 2 Pre-Chorus

All Notes Held 4 counts





Questions/Contact

Melisa Rutkelis

Mark Twain Elementary

Chicago

Illinois

mrutkelis@cps.edu

586.945.6264

